

Ontario Municipal Partnership Fund (OMPF)
2009 Allocation Notice (see enclosed insert)



Township of Blandford Blenheim
County of Oxford

37601

2009 Highlights for the Township of Blandford Blenheim

- The Township of Blandford Blenheim will receive 2009 OMPF Funding of \$1,325,700 (including Special One-Time Assistance).
- This equals the Announced March 2007 OMPF.

A. Sum of OMPF Grant Components		\$1,298,000	
1. Social Programs Grant			
a. Assessment Threshold Component		-	
b. Income Threshold Component		-	
2. Equalization Grant			
a. Assessment Equalization Component		-	
b. Farmland and Managed Forest Component		\$446,600	
3. Northern and Rural Communities Grant			
a. Rural Communities Component		\$423,300	
b. Northern Communities Component		-	
c. Northern and Rural Social Programs Component		-	
d. Stabilization Component		-	
4. Police Services Grant		\$428,100	
B. Special One-Time Assistance (Line B1 less Line B2)		\$27,700	
1. OMPF 2009 Combined Benefit Stable Funding Guarantee		\$1,325,700	
2. Sum of 2009 OMPF Grant Components (Line A)		\$1,298,000	
C. Total 2009 OMPF Funding (Line A + Line B)		\$1,325,700	
D. Combined Benefit of 2009 OMPF Funding plus Social Programs Upload		\$1,325,700	
1. Total 2009 OMPF Funding (Line C)		\$1,325,700	
2. Estimated 2009 Municipal Benefit from the ODB Upload		-	
3. Estimated 2009 Municipal Benefit from the ODSP Administration Upload		-	
E. Grant Allocation and Social Programs Upload Summary		Funding Allocation	Funding Increase Over 2007
1. 2004 CRF Payments		\$1,185,000	
2. Total Announced March 2007 OMPF Funding		\$1,325,700	\$140,700
3. Combined Benefit of 2009 OMPF Funding + Social Programs Upload (Line D)		\$1,325,700	\$140,700
F. Other Ongoing Provincial Support			
1. 2009 Estimated Public Health Net Benefit		-	
G. Key OMPF Data Inputs		2009 Release	
1. Total Municipal Social Program Costs		-	
2. Households		2,713	
3. Total Assessment per Household		\$273,584	
4. Policing Costs per Household		\$466	
5. Rural and Small Community Measure		100.0%	

2009 OMPF Allocation Notice - Line Item Descriptions

A	Total 2009 OMPF Grant Components.
A1 to A4	The OMPF grants are described in detail in the OMPF technical guide – this document can be found on the Ministry of Finance's website at: http://www.fin.gov.on.ca/english/budget/ompf/
B	Equals the amount of Special One-Time Assistance needed to ensure that the Combined Benefit of the 2009 OMPF plus the reduced cost from the uploads of ODB and ODSP administration is at least equal to 2007 Announced OMPF.
B1	The amount of OMPF funding guaranteed to the municipality as outlined in the 2009 Combined Benefit Stable Funding Guarantee Notice on November 14th 2008.
B2	Equal to line A.
C	Sum of the 2009 OMPF Grant Components and Special One-Time Assistance.
D1	Equal to line C.
D2	Estimated municipal benefit in 2009 of the upload of the Ontario Drug Benefit Program. Further information will be provided with the Social Programs Cost Report.
D3	Estimated municipal benefit in 2009 of the upload of Ontario Disability Support Program Administration (incorporating 2008 cost shares). Further information will be provided with the Social Programs Cost Report.
E	Grant Allocation and Social Programs Upload Summary for 2004, Announced 2007, and 2009.
F1	The projected municipal benefit of the Province's 75% share of Public Health funding relative to its 50% share in 2004. This five-year cumulative funding increase assumes that the growth rate for public health unit budgets in 2008 is repeated in 2009. Actual municipal savings may vary based on public health unit budget approvals.
G1	Refers to the costs that municipalities are responsible for under existing cost-sharing arrangements with the Province. Includes municipal costs for Ontario Works, Ontario Disability Support Program Benefits, Child Care, Social Housing and the reinvestment of National Child Benefit Savings.
G3	Refers to the total assessment for a municipality weighted by the tax ratio for each class of property (including payments in lieu of property taxes retained by the municipality) divided by the total number of households.
G4	Refers to the projected 2009 eligible police costs per household.
G5	Represents the proportion of a municipality's population that resides in rural areas or small communities.

Note: Provincial funding and other ongoing provincial support initiatives rounded to multiples of \$100.

Grant Allocation and Social Programs Upload Summary for the Township of Blandford Blenheim

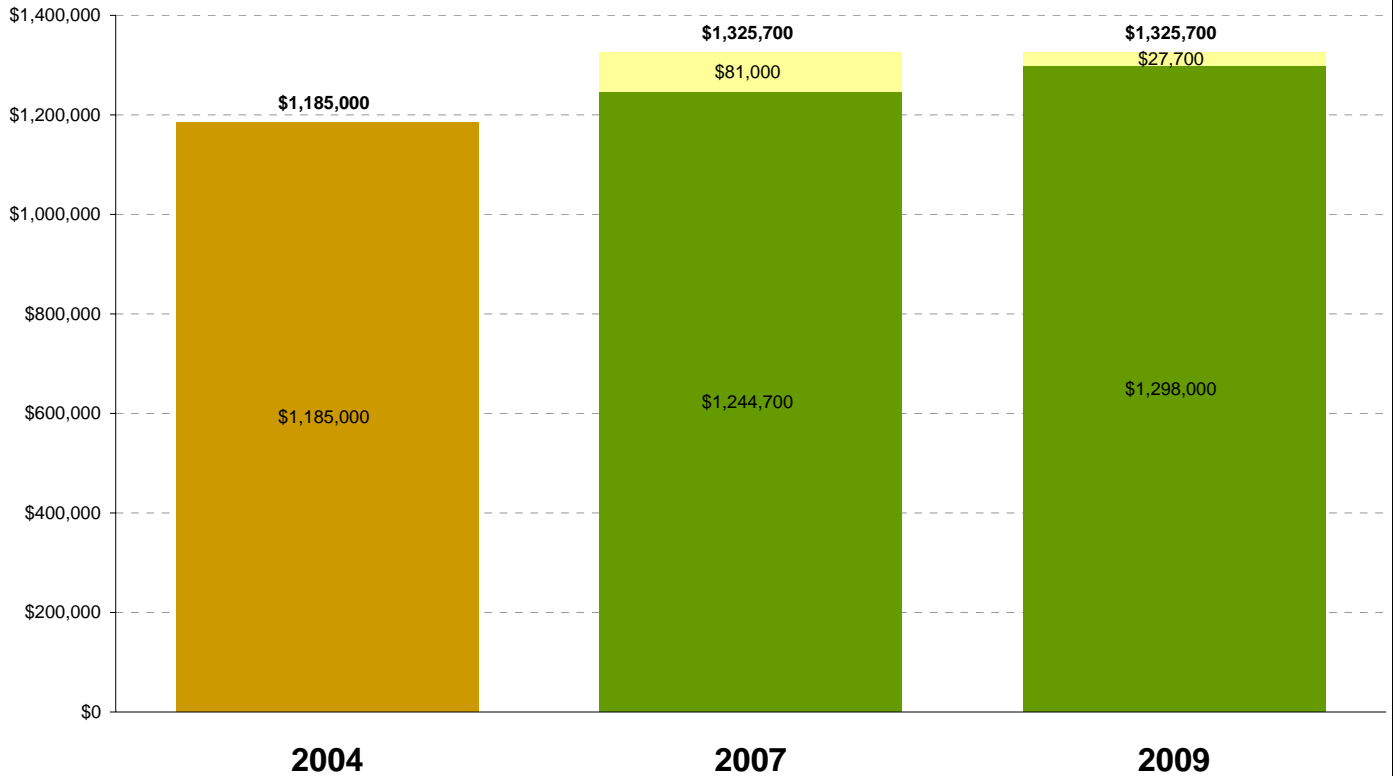






Chart Data

	2004	2007	2009
 CRF Payments	\$1,185,000	-	-
 OMPF Funding	-	\$1,244,700	\$1,298,000
 Additional Funding Provided	-	\$81,000	\$27,700
 2009 Benefit of Social Programs Upload	-	-	-
Total	\$1,185,000	\$1,325,700	\$1,325,700

Data Sources :

2004 CRF Payments (2009 Allocation Notice Line E1)
2007 March Announced OMPF (2009 Allocation Notice Line E2)
2007 Additional Funding (2007 March Announced OMPF Line B)
2009 Additional Funding (2009 Allocation Notice Line B)
2009 OMPF (2009 Allocation Notice Line C)
2009 Social Programs Upload (2009 Allocation Notice Line D2 + Line D3)